

OUR MINDSET

Badass Workbench is founded on the same principles that make you tick: hard work, exceptional craftsmanship, outstanding customer service, and honesty. We are devoted to the people who don't mind getting dirty and beat up to get the job done - **you are our heroes.**

**NOTHING
IS BUILT LIKE A
BADASS**



BADASS WORKBENCHES

At the end of the day you're smeared with grease, covered in burn holes, dirt and mud, cuts and bruises. But you don't care. Because you're badass. You're legendary. And your legendary work deserves a badass workbench.

Made by hand in the USA out of heavy gauge steel for superior strength and durability, you can weld, cut, grind, pound, or do whatever badass things you do for the rest of your life. With patented swivel drawers, your tools are easily within reach of whatever grease-stained fingertips you have left. We've even removed all the wearable parts so your drawers will never break down, bind, or fail. Our lifetime warranty proves it.

And since we know this isn't your first rodeo, we can customize a bench to your specifications. From the amount of drawers and the direction of the swivel, to specific dimensions and color, your bench will fit you and your work flow like a glove.

NOTHING IS BUILT LIKE A BADASS





2BAY BADASS WORKBENCH

DESCRIPTION

- Lifetime warranty
- 6' long x 37.5" high x 32" deep
- Leg levelers for uneven floor
- Powder coated drawers and frame
- 450lb capacity drawers
- 3/8" plate steel top with backsplash

ADDITIONAL OPTIONS INCLUDE:

- Casters (4)
- Receiver tubes (either end or both)
- Powder coated pegboard
- Keyed locks
- Upper Shelf
- Vise (slide in or traditional mount)
- Powder coated top
- 1/2" flat top (72" long x 36" deep)
- Upper Cabinets - EZ Seats



2BAY shown here with 1/2" flat top



2BAY shown here with standard 3/8" top, receiver tube and casters



2Bay shown here with standard 3/8" top, receiver tube and casters

NOTHING IS BUILT LIKE A BADASS





3BAY BADASS WORKBENCH

DESCRIPTION

- Lifetime warranty
- 8' long x 37.5" high x 32" deep
- Leg levelers for uneven floor
- Powder coated drawers and frame
- 450lb capacity drawers
- 3/8" plate steel top with backsplash

ADDITIONAL OPTIONS INCLUDE:

- Casters (4)
- Receiver tube (ONE SIDE ONLY)
- Powder coated pegboard
- Keyed locks - EZ Seats
- Upper Shelf - Upper Cabinets
- Vise (slide in or traditional mount)
- Powder coated top
- 1/2" flat top (72" long x 36" deep)
- 10ft long 3/8" top with backsplash



3BAY with standard 3/8" plate steel top and backsplash and receiver



3BAY with 1/2" flat top, keyed locks, casters, receiver, and vise



3BAY with 3/8 plate top and backsplash, pegboard, keyed locks, casters, and receiver

NOTHING IS BUILT LIKE A BADASS





4BAY BADASS WORKBENCH

DESCRIPTION

- Lifetime warranty
- 12' long x 37.5" high x 32" deep
- Leg levelers for uneven floor
- Powder coated drawers and frame
- 450lb capacity drawers
- 3/8" plate steel top with backsplash

ADDITIONAL OPTIONS INCLUDE:

- Casters (4)
- Receiver tubes (either end or both)
- Powder coated pegboard
- Keyed locks
- Upper Shelf
- Vise (slide in or traditional mount)
- Powder coated top
- EZ Seats
- Upper Cabinets



4BAY with pegboard, key locks and receiver tube



4BAY with pegboard and receiver tubes (2)



4BAY with pegboard, receiver tubes (2), vises (2), and casters

NOTHING IS BUILT LIKE A BADASS





SD MODELS

DESCRIPTION

- All SD Models include a bottom shelf with wire mesh decking and a single row of drawers above
- Lifetime warranty
- Leg levelers for uneven floor
- Powder coated drawers and frame
- 450lb capacity drawers
- 3/8" plate steel top with backsplash

ADDITIONAL OPTIONS INCLUDE:

- Casters (4)
- EZ Seats
- Receiver tubes (either end or both)
- Powder coated pegboard
- Upper Shelf
- Upper Cabinets
- Vise (slide in or traditional mount)
- Powder coated top
- 1/2" flat top (36" deep)



2BAYSD shown with casters, receiver tube, and vise



3BAYSD with casters and receiver tube



4BAYSD shown with casters, receiver tubes (2), and vise

NOTHING IS BUILT LIKE A BADASS





DOUBLE WIDE & DOUBLE WIDE SD

DESCRIPTION

- Lifetime warranty
- Leg levelers for uneven floor
- Powder coated drawers and frame
- 450lb capacity drawers
- 3/8" plate steel top
- All Double Wide Models have drawers on both sides of the bench

ADDITIONAL OPTIONS INCLUDE:

- Casters (4)
- Receiver tubes
- EZ Seats
- Keyed locks
- Vise (slide in or traditional mount)
- Powder coated top



3BAY Double Wide with 3/8" plate steel top



3BAY Double Wide SD with Casters and EZ Seats (4)

Available in the following configurations:

- 2BAY (6' long x 37.5" tall x 48" deep)
- 3BAY (8' long x 37.5" tall x 48" deep)
- 4BAY (12' long x 37.5" tall x 48" deep)

NOTHING IS BUILT LIKE A BADASS





SPACE SAVER MODELS

DESCRIPTION

- All Space Saver Models include a power drawer for charging and storing power tools
- Lifetime warranty
- Leg levelers for uneven floor
- Powder coated drawers, frame, and pegboard
- 450lb capacity drawers
- 3/8" plate steel top with backsplash

ADDITIONAL OPTIONS INCLUDE:

- Receiver tubes (if applicable)
- Keyed locks
- EZ Seats
- Upper Shelf
- Upper Cabinets
- Vise (if applicable)
- Powder coated top
- Pegboard
- Casters



4BAYSS shown with pegboard, receiver tube, and vise | 6' long



6BAYSS shown with pegboard | 10'1-1/2" long



8 BAYSS shown with pegboard | 15' 2" long

NOTHING IS BUILT LIKE A BADASS





BADASS CORNER UNITS

*Locks are not available on the bay of drawers in the corner

DESCRIPTION	ADDITIONAL OPTIONS
<ul style="list-style-type: none"> - Custom built to your specifications - Lifetime warranty - Leg levelers for uneven floor - Powder coated drawers and frame - 450lb capacity drawers - 3/8" plate steel top with backsplash 	<ul style="list-style-type: none"> - Receiver tubes - Keyed locks* - Upper Shelf - Vise (Slide in or Traditional) - Powder coated top - Pegboard - EZ Seat (s) - Upper Cabinets
<p>Available Configurations:</p> <p>2x2 (2bays on each side of the corner bay of drawers) measures 10ft x 10ft 8in</p> <p>2x3 (2bays on one side and 3 bays on the other side of the corner bay of drawers) measures 10ft x 12ft 8 in</p> <p>3x3 (3 bays on each side of the corner bay of drawers) measures 12ft x 12ft 8in</p>	



Custom 3x3 Corner unit with keyed locks, Pegboard, receiver tubes (2), Upper Cabinets, built in EZ Seat with Backrest



2x2 corner unit with traditional vise

NOTHING IS BUILT LIKE A BADASS





DRAWER LAYOUT OPTIONS

DESCRIPTION

Each of the following drawer layouts can be used when building your Badass Workbench. Drawer layouts can be the same in every bay of your workbench, or you can choose a different drawer layout for each bay. Other drawer layouts are available for an up charge.

DRAWER SIZES LISTED FROM TOP TO BOTTOM FOR THE FOLLOWING PACKAGES:

OPTION A: 3", 6", 6", 9"

OPTION B: 3", 3", 3", 6", 9"

OPTION C: 3", 3", 6", 6", 6"

OPTION D: 6", 6", 6", 6"

OPTION E: 24" **Power Drawer**

OPTION F: **Door**



A



B



C



D



E




F

NOTHING IS BUILT LIKE A BADASS






BADASS WORKBENCH ACCESSORIES



Pegboard and Pegboard Hooks




Casters rated at 1200# capacity each



EZ Seat



3" and 6" Drawer Dividers



LED Lights



Keyed Locks



Vise & Receiver Tube



Upper Shelf



Can Caddy

COLOR OPTIONS

GLOSS BLACK

RED

BLUE

GREEN

YELLOW

ORANGE

GREY

WHITE

TAN

LIME GREEN

PINK

CLEAR

We can also create custom color options based on the color code(s) you provide. Upcharge may apply

NOTHING IS BUILT LIKE A BADASS





BADASS WELDING TABLES

What's more hardcore than metal and fire? Nothing. Except our badass welding tables. And your epic work needs a badass table.

I mean, really, what sort of projects can you crank out on one of those 40 pound pieces of sh*t from a box store? And we know you've probably laid out a project on your mama's kitchen table at least once. And don't even mention that excuse of a table you dug out from the corner of your shop. Ballsy places to weld. But badass? No.

Our welding tables are made by hand in the USA with heavy gauges of steel for superior strength and durability. You can weld, cut, grind, pound, or do whatever badass things you do for the rest of your life on this welding table. Our lifetime warranty proves it.

And since we know this isn't your first rodeo, we can customize a table to your specifications. From specific dimensions to color, your table will fit you and your work flow like a glove.

NOTHING IS BUILT LIKE A BADASS





BADASS WELDING TABLES

TABLE SIZE	TOP THICKNESS
3'x4'	1/4" 3/8" 1/2" 3/4" 1"
3'x6'	1/4" 3/8" 1/2" 3/4" 1"
3'x8'	1/4" 3/8" 1/2" 3/4" 1"
3'x12'	1/4" 3/8" 1/2" 3/4" 1"
4'x4'	1/4" 3/8" 1/2" 3/4" 1"
4'x8'	1/4" 3/8" 1/2" 3/4" 1"
4'x12'	1/4" 3/8" 1/2" 3/4" 1"
5'x8'	1/4" 3/8" 1/2" 3/4" 1"
5'x10'	1/4" 3/8" 1/2" 3/4" 1"



NOTHING IS BUILT LIKE A BADASS





SPECIALTY PRODUCTS

BADASS TEARDOWN TABLE

Tired of oil and fluid all over the floor every time you tear down a project? Our Badass tear down table features a formed top with a center drain that allows you to funnel fluid into a container for fast and easy clean up.

- Table top sizes: 3'x4'
- 36" Overall Height



BADASS FIRE TABLE

What's more hardcore than metal and fire? Nothing. Except our badass custom fire pit tables. Let's face it, you spend more time drinking in your shop than you do working, so adding this to your line up just makes sense.

These badass fire pit tables are built to order, so we can customize it for your picky ass. Give us a shout today and we can discuss a custom fire pit that works for you!



NOTHING IS BUILT LIKE A BADASS





SPECIALTY PRODUCTS

DESCRIPTION

BADASS WELDING CART

- Ships Unassembled
- Bolt together design
- 10 ga steel powder coated frame
- 1/4" plate steel top
- 800# capacity casters
- 3200# overall weight capacity
- Leg levelers

Additional Options:

- Parts Tray/Chop Saw Tray
- Plasma Cutting Extension
- Half Shelves (2)
- Can Rack
- Center (vertical) Divider



NOTHING IS BUILT LIKE A **BADASS**





SPECIALTY PRODUCTS

DESCRIPTION

BADASS SERVICE CART

- 27" wide x 42" long x 36" tall
- 2000# capacity
- Ships Unassembled
- Top Shelf is reversible (flat or tray style)
- HD 500# capacity casters (2) rigid, (2) locking swivel
- Powder coat finish

Additional Options:

Any welding cart accessory can be added to the service cart including:

- Vise Grip Tool Holder
- Angle Grinder Tool Holder
- Center (vertical) divider
- Half shelves (2)
- Leveling Feet
- Parts Tray
- Plasma Extension



NOTHING IS BUILT LIKE A BADASS





BADASS STOOLS

DESCRIPTION

Take a load off and relax on one of our Badass Stools. These all steel garage stools are perfect for the shop, garage, or home. These stools feature a plush seat and can be ordered in multiple color combinations.

"Garage Stool: 16-24" Overall Height"
"Captain Stool: 23-33" Overall Height"

Additional options:

- Backrest with Pad
- Custom stitching and colors
- Solid Steel Base Tray
- Cup Holder & Accessory Attachment



NOTHING IS BUILT LIKE A BADASS





BADASS CABINETS

It's time you lived up to your badass projects and got your sh*t together. Believe me, we've wondered how things get done in some of those shops of yours.

Our heavy duty, galvanized steel cabinets have the strength, durability, and corrosion resistance to withstand your worst, but with all of the shelves and organization to help you produce your best.

So get your tools and sh*t off your floors and benches and put it where you can find it. You can thank us later.

NOTHING IS BUILT LIKE A BADASS





BADASS VAULT CABINET

DESCRIPTION

- Lifetime Warranty
- Powder Coated
- HD 14 ga all welded frame, doors, and shelves
- 1500# weight capacity per shelf
- 3 Point Locking Slam Latch System
- Includes 3 adjustable shelves

Available in the following sizes:

- 48" wide x 24" deep x 80" tall
- 60" wide x 24" deep x 80" tall



NOTHING IS BUILT LIKE A BADASS





BEST SELLING 48" & 60" CABINETS

DESCRIPTION

- Galvanized steel construction provides strength durability & corrosion resistance
- Engineered frames have a double offset for superior strength
- 350lb weight per shelf
- Four fixed full-size shelves and one 10" half shelf
- Three 3" heavy duty hinges per door
- Riveted stiffener channels on all doors
- Center supports on all shelves
- Spray can caddy and small part tray on both doors
- Slam latches with locks are standard



MODEL	DEPTH	LENGTH	HEIGHT	SHELF WEIGHT	MATERIAL	UNIT WEIGHT
248	22"	48"	80"	350lb	18 Gauge	375lb
268	22"	60"	80"	350lb	18 Gauge	385lb

NOTHING IS BUILT LIKE A BADASS





BADASS UPPER CABINETS

DESCRIPTION

- Lifetime Warranty
- Powder Coated
- Lockable Slam Latch
- Can be mounted to bench or to a wall
- 14 ga all welded frame and doors

Available in the following sizes:

- 3' wide x 14" deep x 18" tall (single door)
- 4' wide x 14" deep x 18" tall (two door)
- 6' wide x 14" deep x 18" tall (two door)
- Corner cabinet, 32" wide x 32" wide x 14" deep x 18" tall
- Small key cabinet, 24" wide x 24" tall x 14" deep
- Large key cabinet, 24" wide x 36" tall x 14" deep

Additional Options:

- LED Light Kit



4ft upper cabinet and large key cabinet shown above



6ft and 4ft upper cabinet with small key cabinet shown above

NOTHING IS BUILT LIKE A BADASS





WELDING SUPPLY CABINET

DESCRIPTION

- Galvanized steel construction
- Designed for organized and storing welding supplies
- 15 shelf bin compartments offer many options for organizing items
- Single drawer with 18 metal compartments for small parts
- Full width shelf on top and two on bottom are designed to support 300lb each
- Slam latches with locks are standard on all cabinets
- Can caddy and part tray on each door



MODEL	DEPTH	LENGTH	HEIGHT	SHELF WEIGHT	MATERIAL	UNIT WEIGHT
WC36	21.5"	36.5"	80"	300lb	18 & 20 Gauge	250lb

NOTHING IS BUILT LIKE A BADASS





MULTIPURPOSE BIN CABINETS

DESCRIPTION

- Galvanized steel construction provides strength durability & corrosion resistance
- All cabinets have the proper height for good visibility to all the compartments
- Bin compartments are 14" deep
- Angled front lip on all bins for easy part access
- Series 137B comes with a door and lock



MODEL	DEPTH	LENGTH	HEIGHT	BINS	TOTAL WEIGHT LIMIT	UNIT WEIGHT
137B	16.5"	36"	74"	40	750 lb	220lb

NOTHING IS BUILT LIKE A BADASS





CUSTOM FABRICATION

Having a hard time finding exactly what you want? Good, that's where we step in with a Badass solution for your picky ass. Seriously though, we get it. In fact, not only do we get it, we preach it. YOU DREAM IT, WE BUILD IT, the American way! So give us a call and let's build a Badass Workbench to fit your specific needs. Check out our Facebook page for more photos.

Badass Workbench has **over 65 models of heavy duty workbenches and welding tables**. Their products are sold from coast to coast, and even to Australia, Canada, Germany, Puerto Rico and the UK.



ELF Enterprises Products come with a Lifetime Limited Warranty.

The Badass Workbench and Badass Welding Tables Series of products manufactured by ELF Enterprises are warranted to be free from defects in material and workmanship. In the unlikely event that we deem the product to be defective, ELF Enterprises will be responsible for replacement of the defective part only.

Exception: In no case shall ELF Enterprises be responsible for any direct, consequential or indirect damage caused by the use of our products, the inability to use our products, or by any defect or failure of our products. Our liability shall be limited to replacement of product.

There are no other guarantees or warranties, implied or expressed beyond the terms of this expressed written warranty. The proper operation of all ELF Enterprises products is dependent on the compliance with the Owner's Manual regarding proper operation and maintenance. Failure to comply strictly with Owner's Manual Instructions will void the warranty in its entirety.